

# 2023 Catalog

---

Commercial & Industrial Lighting

LED Linear Highbay

**ALL NEW**


# FLHE Series

CONTROLS  
READY

FIELD-ADJ.  
CCT

LOW  
GLARE

COMPACT  
DESIGN



Without compromise on performance, the compact size of FLHE series saves time and labor cost on deployment at any scale. The FLHE series LED Linear Highbay is designed for a variety of applications, including but not limited to warehouses, manufacturing plants, gymnasiums, and retail stores.



SEE MORE ON  
PAGE 8



Introducing the

# FSLE Series

LED Linear Strip Lights

NEW!

Available in lengths of 2', 4' and 8', the FSLE LED Linear Strip Light with slim design and oval drop lens, allows you to match existing fluorescent fixtures or keep the same aesthetic throughout your site.



SEE MORE ON  
PAGE 18

Introducing

# FHUS Series Gen. 3

**NEW  
SERIES**



- Wattage & Lumen Output Selectable
- CCT Selectable
- Controls Ready
- 5-Year Limited Warranty

FHUS Series 3rd Generation LED Round Highbay Light is designed to meet the diverse needs of different applications. This state-of-the-art luminaire is the epitome of cost efficiency and rapid return on investment.

As an NSF certified product, FHUS also meets the highest standards of safety and sanitation for use in food processing, commercial kitchens, and other sensitive environments.

SEE MORE ON  
PAGE 11



# FPNB Series

## Generation 3

Effortlessly replacing 1'x4', 2'x2', and 2'x4' fluorescent fixtures, PacLights FPNB LED Flat Panels are specifically engineered for lay-in drop ceilings in office buildings, educational institutions, and healthcare facilities.

Sensors available  
for -MC models



+ Maximizes  
Energy  
Savings

+ Fully  
Dimmable

+ Motion and  
Daylight  
Sensors



Information



SEE MORE ON  
PAGE 16

# PRODUCTS

## INDOOR LIGHTING

### HIGH BAY



FLHC Series  
page 7



FLHE Series  
page 8



FLHB Series  
page 9



FLHQ Series  
page 10



FHUS Series Gen. 3  
page 11

### TROFFERS & PANELS



FPNN Series  
page 12



FTFS Series Gen. 2  
page 13



FTFN Series  
page 14



RKTF Series  
page 15



FPNB Series Gen. 3  
page 16

### LINEAR STRIP & WRAP LIGHTS



FVTB Series  
page 17



FSLE Series  
page 18



FSLN Series  
page 20



FVTA Series  
page 21



FSWA Series  
page 22



FSLA Series Gen. 2  
page 23

### RECESSED DOWNLIGHTS



FDLA Series  
page 24



# PRODUCTS

## OUTDOOR LIGHTING

### PARKING GARAGE LIGHTS



FCPG Series Gen. 2  
page 25

### SITE/AREA LIGHTING



FPTA Series  
page 26



FALC Series  
page 27



FFHL Series  
page 28

### FLOOD LIGHTING



FFLE Series  
page 29



FFLA Series Gen. 2  
page 30

### WALL PACK



FWPT Series  
page 31



FWPC Series  
page 32



FWPR Series Gen. 2  
page 33

### LED CANOPY LIGHTING



FCPA Series Gen. 2  
page 34



FCPC Series  
page 34



# PRODUCTS

## OUTDOOR LIGHTING

### HAZARDOUS LOCATION LIGHTING



FHZR Series  
page 35



FHZL Series  
page 36

### ROADWAY LIGHTING



FSTA Series Gen. 2  
page 37



FHMA Series  
page 38

### LED SPORTS LIGHTING



FFHS Series Gen. 3  
page 39

## RETROFIT LED

### RETROFIT KITS



RKTN Series  
page 40



RKSL Series  
page 19

### LIGHT BULBS



BU Series  
page 41



BH Series  
page 41



BW Series Gen. 2  
page 42

NETWORKED CONTROL by

**Keilton** page 43





# FLHC Series

Maximized versatility of 10 lumen packages.

FLHC series are controls ready, optional AUX-port microwave bi-level occupancy bi-level or daylight harvesting control can be installed on field within a few seconds, and be configured with an optional wireless commissioning device.

Controls Ready!

## SPECIFICATIONS

WATTAGE	65 – 400 W
LUMENS	8,500 LM – 54,400 LM
CCT	4000K, 5000K
CRI	>80
DIMMABLE	0-10V
VOLTAGE	120-277V, 50-60 HZ (UV MODELS); OR 347-480V, 50-60 HZ (HV MODELS)
WARRANTY	7-YEAR LIMITED WARRANTY

## Quick Ship

FLHC4D255-4000UV  
FLHC4D255-5000UV  
FLHC4D300-5000UV  
FLHC4D400-5000UV

Visit [FLHC on PacLights.com](http://FLHC on PacLights.com) for more information.



OPTIONS	EMERGENCY BACKUP	MOUNT	CONTROLS	
	<b>EMC-60</b> Emergency Power Backup Kit, 7500 lm, 90 mins, 120-277v (for 400w models)	<b>AC-LHC-SFM</b> Surface Mount Kit	<b>SE-BC-ANT54T</b> Occupancy Control, Microwave, Bi-Level Dimming	<b>SE-BC-ANT54TVAL</b> Occupancy Control, Microwave, Bi-Level Dimming, Daylight harvesting
	<b>EMC-40</b> Emergency Power Backup Kit, 5000 lm, 90 mins, 120-277v (for 255-300w models)	<b>AC-LHC-PEM</b> Pendant Mount Kit	<b>SE-BC-ANT64T</b> Occupancy Control, PIR, Bi-Level Dimming	<b>SE-BC-RC100</b> Wireless Commissioning Device, for SE-BC controls

## Ordering Information

FAMILY	MODEL	—	COLOR TEMP	INPUT VOLTAGE	—	OPTIONS		
FLHC	2D065	2 ft/65W/8,500 lm	4000	4000K	UV	120 – 277V	EM	Emergency backup
	2D085	2 ft/85W/11,600 lm	5000	5000K	HV	347 – 480V	WG	Wireguard
	2D105	2 ft/105W/14,300 lm					MCW	Microwave Bi-level occupancy control
	2D130	2 ft/130W/17,700 lm					MCP	PIR Microwave Bi-level occupancy control
	2D155	2 ft/155W/21,100 lm					DLH	Daylight harvesting control
	2D170	2 ft/170W/23,100 lm					CB	Aircraft cable mount
	2D210	2 ft/210W/28,600 lm					PM	Conduit Pendant mount
	4D255	2 ft/255W/34,700 lm					SM	Surface mount
	4D300	2 ft/300W/40,800 lm					WBN	Networked Control (NLC)
	4D400	2 ft/400W/54,400 lm					WBP	Networked Control (NLC) with PIR motion & Daylight sensor
							WBM	Networked Control (NLC) with Microwave motion & Photocell sensor

Build your FLHC.

FLHC

2D065

—

4000

HV

—

WBP



# FLHE Series

*With its exceptional performance and versatile design, it is the perfect lighting solution for any commercial or industrial setting.*

The FLHE series LED Linear Highbay is designed for a variety of applications, including but not limited to warehouses, manufacturing plants, gymnasiums, and retail stores.

## SPECIFICATIONS

WATTAGE	78 - 400W
LUMENS	11,000 LM - 60,000 LM
CCT	4000K/5000K FIELD-ADJ.
CRI	>80
DIMMABLE	0-10V
VOLTAGE	120-277V AC, 50-60 HZ
WARRANTY	5-YEAR LIMITED WARRANTY

## Quick Ship

FLHE-11LM  
FLHE-14LM  
FLHE-17LM  
FLHE-20LM  
FLHE-23LM  
FLHE-28LM  
FLHE-30LM  
FLHE-34LM  
FLHE-40LM  
FLHE-54LM  
FLHE-60LM



Field  
adjustable  
4000K/5000K!



Visit **FLHE** on  
**PacLights.com**  
for more  
information.



## CONTROLS

SE-BC-ANT54T  
Occupancy Control,  
Microwave, Bi-Level  
Dimming



SE-BC-ANT54TVAL  
Occupancy Control,  
Microwave, Bi-Level  
Dimming, Daylight  
harvesting



SE-BC-ANT64T  
Occupancy Control,  
PIR, Bi-Level  
Dimming



SE-BC-RC100  
Wireless  
Commissioning  
Device, for SE-BC  
controls



## CONTROLS

EMC-30  
Emergency Power Backup Kit,  
4500 lm, 90 mins, 120-277v (for  
FLHE-11/14/17/20/23/28/30LM  
models only)



EMC-60  
Emergency Power  
Backup Kit, 9000 lm, 90  
mins, 120-277v



EMC-40  
Emergency Power Backup  
Kit, 6000 lm, 90 mins,  
120-277v (for FLHE-  
11/14/17/20/23/28/30/34/40LM  
models only)



## Ordering Information

FAMILY	MODEL	CCT	OPTIONS
FLHE	11LM	78W/11,000 lm	40/50 4000K/5000K CCT field-adjustable
	14LM	92W/14,000 lm	
	17LM	115W/17,000 lm	
	20LM	135W/20,000 lm	
	23LM	155W/23,000 lm	
	28LM	185W/28,000 lm	
	30LM	200W/30,000 lm	
	34LM	230W/34,000 lm	
	40LM	270W/40,000 lm	
	54LM	360W/54,000 lm	
	60LM	400W/60,000 lm	
			EM Emergency battery backup
			SM Surface mount
			PM Pendant mount
			WG Wireguard
			AL Aisle optics
			MCW Microwave bi-level motion sensor control
			MCP PIR bi-level motion sensor control
			MCD Microwave bi-level motion + daylight sensor control
			WBN Wireless bluetooth networked control (NLC)
			WBP Wireless bluetooth networked control w/ PIR motion and daylight sensor (NLC)
			WBM Wireless bluetooth networked control w/ Microwave motion and daylight sensor (NLC)

Build your FLHE.

FLHE

34LM

40/50

WBM



# FLHB Series

## Maximized versatility of 10 lumen packages.

FLHB were designed to replace up to 1000W MH and be mounted as high as 60 feet, making them ideal for use in warehouses and industrial applications.



10 Lumen Packages!

### SPECIFICATIONS

WATTAGE	65 – 400 W
LUMENS	8,500 LM – 54,400 LM
CCT	4000K, 5000K
CRI	>82
DIMMABLE	0-10V
VOLTAGE	100-277V, 50-60 HZ, OR 347-480V
WARRANTY	7-YEAR LIMITED WARRANTY



### OPTIONS

#### EMERGENCY BACKUP



#### CONTROLS

Bi-level Occupancy Control



Daylight Harvesting Control



PIR Occupancy Control



#### MOUNTS

Aircraft Cable Mount



Conduit Pendant Mount



Surface Mount



#### WIREGUARD

Wireguard



Visit FLHB on  
PacLights.com  
for more  
information.



### Quick Ship

FLHB2D105-5000UV-FL  
FLHB2D130-5000UV-FL  
FLHB2D155-4000UV-FL  
FLHB2D155-5000UV-FL  
FLHB2D170-4000UV-FL  
FLHB2D170-5000UV-FL  
FLHB2D210-4000UV-FL  
FLHB2D210-5000UV-FL  
FLHB4D155-5000UV-FL  
FLHB4D170-4000UV-FL  
FLHB4D170-5000UV-FL  
FLHB4D210-4000UV-FL  
FLHB4D210-5000UV-FL  
FLHB4D255-5000UV-FL  
FLHB4D300-5000UV-FL

### Ordering Information

FAMILY	MODEL	—	COLOR TEMP	INPUT VOLTAGE	—	LENS TYPE	—	OPTIONS
FLHB	2D065	2 ft/65W/8,500 lm	4000 4000K	UV 120 – 277V	FL	Frosted	EM	Emergency backup
	2D085	2 ft/85W/11,600 lm	5000 5000K	HV 347 – 480V	CL	Clear	PIR	PIR Control
	2D105	2 ft/105W/14,300 lm					MCW	Bi-level Control
	2D130	2 ft/130W/17,700 lm					DLH	Daylgt. Har. Control
	2D155	2 ft/155W/21,200 lm					CB	Cable mount
	2D170	2 ft/170W/23,100 lm					PM	Pendant mount
	2D210	2 ft/210W/28,600 lm					SM	Surface mount
	4D155	4 ft/155W/21,200 lm					WG	Wireguard
	4D170	4 ft/170W/23,100 lm						
	4D210	4 ft/210W/28,600 lm						
	4D255	4 ft/255W/34,700 lm						
	4D300	4 ft/300W/40,800 lm						
	4D400	4 ft/400W/54,400 lm						

Build your FLHB.

FLHB	2D210	—	5000	HV	—	FL	—	PIR
------	-------	---	------	----	---	----	---	-----





## LED Linear Highbay

## FLHQ Series

Wattage &  
CCT Dual  
Selectable!

Wattage/Lumen field-adjustable.

Controls ready, optional AUX-port Microwave/PIR bi-level occupancy bi-level, Daylight harvesting control or Networked Lighting Control can be installed on site within a few seconds.



## Quick Ship

FLHQ-130-UV  
FLHQ-210-UV  
FLHQ-310-UV  
FLHQ-210-HV  
FLHQ-310-HV

Visit [FLHQ on PacLights.com](http://FLHQ.onPacLights.com)  
for more information.



## SPECIFICATIONS

WATTAGE	90W – 130W SELECTABLE, 155W – 210W SELECTABLE, 240W – 310W SELECTABLE
LUMENS	14,100 LM – 48,100 LM
CCT	4000K/5000K FIELD-ADJ.
CRI	>80
DIMMABLE	0-10V (DIM-TO-OFF)
VOLTAGE	120-277V AC (-UV MODELS) OR 277-480V AC (-HV MODELS), 50-60 HZ
WARRANTY	5-YEAR LIMITED WARRANTY

## EMERGENCY BACKUP

EMC-30  
Emergency Power Backup Kit,  
4500 lm, 90 mins, 120-277v (for  
FLHQ-130/210-UV models only)



EMC-40  
Emergency Power Backup Kit,  
6000 lm, 90 mins, 120-277v



EMC-60  
Emergency Power Backup Kit,  
9000 lm, 90 mins, 120-277v



OPTIONS

## MOUNT

AC-LHQ-PEM  
Pendant/Surface  
Mounting Box



AC-LHQ-SFM  
Surface hanger  
mount kit



## CONTROLS

SE-BC-ANT54T  
Occupancy Control,  
Microwave,  
Bi-Level Dimming



SE-BC-ANT54TVAL  
Occupancy Control, Microwave,  
Bi-Level Dimming, Daylight  
harvesting



SE-BC-ANT64T  
Occupancy Control,  
PIR,  
Bi-Level Dimming



SE-BC-RC100  
Wireless Commissioning  
Device, for SE-BC controls



## Ordering Information

FAMILY	MODEL	INPUT VOLTAGE	CCT	OPTIONS
FLHQ	130	UV 120 – 277V HV 347 – 480V	40/50 4000K/5000K field adjustable	EM Emergency battery backup SM Surface mount kit PM Pendant mount box WG Wireguard AL Aisle optics MCW Microwave Bi-level occupancy control MCP PIR Bi-level occupancy control MCD Microwave Bi-level & Daylight harvesting control WBN Networked Control (NLC) WBP Networked Control (NLC) with PIR motion & Daylight sensor WBM Networked Control (NLC) with Microwave motion & Photocell sensor
	210			
	310			

Build your FLHQ.

FLHQ

130

UV

40/50

WBP



# FHUS Series | Generation 3

*This state-of-the-art luminaire is the epitome of cost efficiency and rapid return on investment.*

Selectable wattage/lumen and correlated color temperatures (CCT) output, ensuring optimal illumination for your specific requirements, to enhance productivity and visual comfort.



**Wattage & CCT Dual Selectable!**



## SPECIFICATIONS

WATTAGE	90 – 240 W SELECTABLE
LUMENS	13500 LM – 36000 LM
CCT	3500K/4000K/5000K FIELD-ADJ.
CRI	>80
DIMMABLE	0-10V
VOLTAGE	120-277V OR 277-480V
WARRANTY	5-YEAR LIMITED WARRANTY

OPTIONS	OTHER	CONTROLS	MOUNTS	EMERGENCY BACKUP
	Wireguard	Microwave bi-level motion sensor control	3/4 or 1/2 NPT Pendant mount	Emergency Backup
	Aluminum Reflector	PIR bi-level motion sensor control	3/4 NPT Conduit mount	
	Prismatic Reflector	Microwave bi-level motion & Daylight harvesting sensor control	Surface mount	
	Prismatic Drop Lens			

## Quick Ship

FHUS/3-150-UV  
FHUS/3-150-HV  
FHUS/3-240-UV  
FHUS/3-240-HV

Visit **FHUS/3** on  
**PacLights.com**  
for more information.



## Ordering Information

FAMILY	MODEL		INPUT VOLTAGE		OPTICS	MOUNT	OPTIONS	
FHUS/3	150	90W 120W 150W	UV	120-277V	[blank] 90° optic	[blank] hook mount	[blank]	None
		240	180W 200W 240W	HV	277-480V	ALRF 90° aluminum reflector	CM 3/4 NPT conduit mount	EM Emergency battery backup
	PCRF 90° prismatic reflector					PM 3/4 or 1/2 NPT pendant mount	MCW Microwave bi-level motion sensor control	
	PCRD 90° prismatic reflector with drop lens					UM surface mount	MCP PIR Bi-level motion sensor control	
							MCD Microwave bi-level motion + daylight sensor control	
							WBP Wireless bluetooth networked control w/ PIR motion and daylight sensor (NLC)	
	WBM Wireless bluetooth networked control w/ Microwave motion and daylight sensor (NLC)							
	WBN Wireless bluetooth networked control (NLC)							

Build your FHUS/3.

FHUS/3	150	HV	PCRD	UM	EM
--------	-----	----	------	----	----



# FPNN Series

*Designed to be used in various indoor applications with a compatible networked lighting control (NLC).*

Can be field-adjusted by the commissioning app to 3000/3500/4000/5000K CCT, and be trimmed by percentage to a precise lumen output.



## SPECIFICATIONS

WATTAGE	30 W (1X4)/30 W (2X2)/50 W (2X4) SELECTABLE
LUMENS	3,800 LM – 6,400 LM
CCT	3000K/3500K/4000K/5000K FIELD-ADJ.
CRI	>80
DIMMABLE	CONTINUOUS DIMMING WITH SMART DEVICE APP OR BLUETOOTH NETWORKED REMOTE/WALL SWITCH, CAN BE DIM TO OFF.
VOLTAGE	120-277V, 50-60 HZ
WARRANTY	5-YEAR LIMITED WARRANTY

Network  
Control  
Enabled!










## Quick Ship

FPNN-22D30  
FPNN-24D50  
FPNN-14D30



Visit FPNN on [PacLights.com](http://PacLights.com) for more information.

OPTIONS	MOUNT	DRYWALL FLANGE KIT	SENSOR
	Surface Mount Kit for 2x2 Flat Panel 	Drywall Grid Adapter Flange Kit for 2x2 Lay-in Fixture 	Keilton IFS 108E ECO PIR DLH Sensor 
	Surface Mount Kit for 2x4 Flat Panel 	Drywall Grid Adapter Flange Kit for 2x4 Lay-in Fixture 	
	Surface Mount Kit for 1x4 Flat Panel 	Drywall Grid Adapter Flange Kit for 1x4 Lay-in Fixture 	

## Ordering Information

FAMILY	MODEL	OPTIONAL	FUNCTION	OPTIONAL	ADDONS
FPNN	24D50 2x4 ft/50W/6,400 lm	EM	Emergency Battery Backup	SM	Surface mount
	22D30 2x2 ft/30W/3,800 lm	WBP	PIR and daylight sensor	DG	Drywall flange
	14D30 1x4 ft/30W/3,800 lm			SP	Suspended kit

Build your FPNN.

FPNN	22D30	WBP	SM
------	-------	-----	----





# FTFS Series | Generation 2


*Designed to be used in various indoor applications.*

Each form factor of FTFS troffer can be field-adjusted to 9 different configurations of lumen outputs and color temperatures.

**Wattage &  
CCT Dual  
Selectable!**

## SPECIFICATIONS

WATTAGE	20 – 45 W SELECTABLE
LUMENS	2,700 LM – 5,900 LM
CCT	3500K/4000K/5000K
CRI	>80
DIMMABLE	0-10V
VOLTAGE	120-277V, 50-60 HZ
WARRANTY	5-YEAR LIMITED WARRANTY



OPTIONS	SURFACE MOUNT		DRYWALL FLANGE KIT	
	Surface Mount Kit for 2x2 Flat Panel		Drywall Grid Adapter Flange Kit for 2x2 Lay-in Fixture	
	Surface Mount Kit for 2x4 Flat Panel		Drywall Grid Adapter Flange Kit for 2x4 Lay-in Fixture	
	Surface Mount Kit for 1x4 Flat Panel		Drywall Grid Adapter Flange Kit for 1x4 Lay-in Fixture	

## Quick Ship

FTFS/2-14D  
FTFS/2-14D-EM  
FTFS/2-22D  
FTFS/2-22D-EM  
FTFS/2-24D  
FTFS/2-24D-EM



Visit [FTFS/2 on PacLights.com](https://www.PacLights.com) for more information.

## Ordering Information

FAMILY	MODEL		OPTIONAL	FUNCTION	OPTIONAL	ADDONS
FTFS/2	14D	1x4 ft/30W, 25W, 20W/3900 lm, 3400 lm, 2800 lm	EM	Emergency Battery Backup	SM	Surface mount
	22D	2x2 ft/30W, 25W, 20W/ 3800 lm, 3300 lm, 2700 lm	MC	Bi-level occupancy control	DG	Drywall flange
	24D	2x4 ft/45W, 38W, 34W/5900 lm, 5100 lm, 4700 lm				

Build your FTFS/2.

FTFS/2 –

22D

–

MC

–

DG



# FTFN Series

*Compatible with networked lighting controls (NLC).*

An App-Adjustable LED center basket troffer light with Bluetooth mesh networked control module integrated and enabled.



## SPECIFICATIONS

WATTAGE	30 W (1X4)/35 W (2X2)/45 W (2X4) SELECTABLE
LUMENS	3,800 LM – 5,800 LM
CCT	3000K/3500K/4000K/5000K FIELD-ADJ.
CRI	>80
DIMMABLE	CONTINUOUS DIMMING WITH SMART DEVICE APP OR BLUETOOTH NETWORKED REMOTE/WALL SWITCH, CAN BE DIM TO OFF.
VOLTAGE	120-277V, 50-60 HZ
WARRANTY	5-YEAR LIMITED WARRANTY

Network  
Control  
Enabled!



### SURFACE MOUNT

Surface Mount Kit for 2x2 Flat Panel



Surface Mount Kit for 2x4 Flat Panel



Surface Mount Kit for 1x4 Flat Panel



### DRYWALL FLANGE KIT

Drywall Grid Adapter Flange Kit for 2x2 Lay-in Fixture



Drywall Grid Adapter Flange Kit for 2x4 Lay-in Fixture



Drywall Grid Adapter Flange Kit for 1x4 Lay-in Fixture



### SENSOR

Kelton IFS 108E ECO PIR DLH Sensor



### Quick Ship

FTFN-22D35  
FTFN-24D45  
FTFN-14D30



Visit *FTFN* on  
*PacLights.com*  
for more  
information.

OPTIONS

## Ordering Information

FAMILY	MODEL	OPTIONAL	FUNCTION	OPTIONAL	ADDONS
FTFN	<b>24D45</b> 2x4 ft/45W/5,800 lm	EM	Emergency Battery Backup	SM	Surface mount
	<b>22D35</b> 2x2 ft/35W/4,500 lm			DG	Drywall flange
	<b>14D30</b> 1x4 ft/30W/3,800 lm	WBP	PIR and daylight sensor	SP	Suspended kit

Build your FPNN.

FTFN

22D35

WBP

SM



# RKTF Series

*A time-saving, cost-effective alternative to full troffer fixture replacement.*

The center-basket design includes a diffused lens that delivers soft, even ambient light.

## SPECIFICATIONS

WATTAGE	20 - 45 W SELECTABLE
LUMENS	2,640 LM - 5,895 LM
CCT	3500K/4000K/5000K FIELD-ADJ.
CRI	>82
DIMMABLE	0-10V
VOLTAGE	100-277V, 50-60 HZ
WARRANTY	5-YEAR LIMITED WARRANTY

## OPTIONS

### EMERGENCY BACKUP

Emergency Power Backup Kit



**Retrofit  
in  
Minutes!**

Visit RKTF on  
PacLights.com  
for more  
information.

## Ordering Information

FAMILY	MODEL		OPTIONS
RKTF	<b>22D30</b>	2x2 ft/30W	3500K,4000K,5000K
			3780 lm, 3810 lm, 3840 lm
		2x2 ft/25W	3500K,4000K,5000K
			3250 lm, 3275 lm, 3300 lm
		2x2 ft/20W	3500K,4000K,5000K
			2640 lm, 2660 lm, 2680 lm
	<b>22D40</b>	2x2 ft/40W	3500K,4000K,5000K
			5040 lm, 5080 lm, 5120 lm
		2x2 ft/35W	3500K,4000K,5000K
			45500 lm, 45850 lm, 4620 lm
	<b>24D34</b>	2x4 ft/34W	3500K,4000K,5000K
			4318 lm, 4352 lm, 4386 lm
		2x4 ft/30W	3500K,4000K,5000K
			3900 lm, 3930 lm, 3960 lm
	<b>24D45</b>	2x4 ft/25W	3500K,4000K,5000K
			3325 lm, 3350 lm, 3375 lm
		2x4 ft/45W	3500K,4000K,5000K
			5805 lm, 5850 lm, 5895 lm
		2x4 ft/38W	3500K,4000K,5000K
			5054 lm, 5092 lm, 5130 lm
		2x4 ft/34W	3500K,4000K,5000K
			4590 lm, 4624 lm, 4658 lm

Build your FHUS/2.

RKTF

22D30

—

EM





# FPNB Series | Generation 3

*Lumen Output & Color Selectable on all models.*

Provides highly efficient and uniform lighting, along with the flexibility to choose field-selectable color temperatures and wattages, catering to a wide range of application requirements.

**Wattage & CCT Dual Selectable!**



## SPECIFICATIONS

WATTAGE	25W/30W/40W/50W SELECTABLE
LUMENS	3500 LM – 5000 LM
CCT	3500K/4000K/5000K FIELD-ADJ.
CRI	>80
DIMMABLE	0-10V
VOLTAGE	120-277V
WARRANTY	5-YEAR LIMITED WARRANTY

## Quick Ship

FPNB/3-14D  
FPNB/3-14D-EM  
FPNB/3-14D-MC  
FPNB/3-24D  
FPNB/3-24D-EM  
FPNB/3-24D-MC  
FPNB/3-22D  
FPNB/3-22D-EM  
FPNB/3-22D-MC

Visit [FPNB/3 on PacLights.com](http://FPNB/3 on PacLights.com) for more information.



## OPTIONS

### SURFACE MOUNTS

Surface Mount Kit for 2x2 Flat Panel



Surface Mount Kit for 2x4 Flat Panel



Surface Mount Kit for 1x4 Flat Panel



### DRYWALL FLANGE

Drywall Grid Adapter Flange Kit for 2x2 Lay-in Fixture



Drywall Grid Adapter Flange Kit for 2x4 Lay-in Fixture



Drywall Grid Adapter Flange Kit for 1x4 Lay-in Fixture



### SENSORS

PIR Bi-level Motion and Daylight Harvesting Sensor



Wireless Bluetooth Networked Control w/ PIR Motion and Daylight Sensor (NLC)



### SENSORS

Emergency Battery Backup



## Ordering Information

FAMILY	MODEL	CONTROL	EMERGENCY BACKUP	OPTIONAL MOUNTS
FPNB/3	<b>22D</b>	[blank] None	[blank] None	[blank] None
	2x2 ft/40W, 30W, 25W/ 3500 lm, 4000 lm, 5000 lm	<b>MC</b> PIR bi-level motion and daylight harvesting sensor	<b>EM</b> Emergency Battery Backup	<b>SM</b> Surface mount
	<b>24D</b>			<b>DG</b> Drywall flange
	2x4 ft/50W, 40W, 30W/ 3500 lm, 4000 lm, 5000 lm	<b>WBP</b> Wireless bluetooth networked control w/ PIR motion and daylight sensor (NLC)		
	<b>14D</b>			
	1x4 ft/40W, 30W, 25W/ 3500 lm, 4000 lm, 5000 lm			

Build your FPNB/3.

FPNB/3 – **22D** – **WBP** – **EM** – **SM**



LED Vapor Tight Light

# FVTB Series

*Protects the light source from water and dirt.*

The IP66-rated fixtures are designed to replace less-efficient fluorescent vapor tight strip lights.

Wattage &  
CCT Dual  
Selectable!



## SPECIFICATIONS

WATTAGE	34 – 90 W SELECTABLE
LUMENS	4700 LM – 11900 LM
CCT	3500K/4000K/5000K FIELD-ADJ.
CRI	>80
DIMMABLE	0-10V (CONTINUOUS DIMMING, CAN BE DIM TO 10%)
VOLTAGE	120-277V, 50-60 HZ
WARRANTY	5-YEAR LIMITED WARRANTY

## Quick Ship

FVTB-4D  
FVTB-8D

Visit FVTB on  
[PacLights.com](http://PacLights.com)  
for more  
information.



## OPTIONS

### EMERGENCY BACKUP

Emergency Power  
Backup Kit



### SENSOR CONTROLS

Microwave  
Occupancy Bi-level  
Sensor Control



## Ordering Information

FAMILY	MODEL	OPTIONAL	FUNCTION
FVTB	4D	4 ft/45W, 38W, 34W/5900 lm, 5100 lm, 4700 lm	EM
	8D	8 ft/90W, 75W, 65W/11900 lm, 10100 lm, 9000 lm	MM
			WBN
			WBM

Build your FVTB.

FVTB

4D

WBN



# FSLE Series

*Maximizes savings without compromising light levels.*

The slim design and oval drop lens allows you to match existing fluorescent fixtures or keep the same aesthetic throughout your site.









**Wattage & CCT Dual Selectable!**

## SPECIFICATIONS

WATTAGE	15 - 90 W SELECTABLE
LUMENS	2100 LM - 11900 LM
CCT	3500K/4000K/5000K FIELD-ADJ.
CRI	>80
DIMMABLE	0-10V (CONTINUOUS DIMMING), CAN BE DIM DOWN TO 10%
VOLTAGE	120-277V, 50-60 HZ
WARRANTY	5-YEAR LIMITED WARRANTY



Visit [FSLE on PacLights.com](http://FSLE.onPacLights.com) for more information.

OPTIONS	EMERGENCY BACKUP	KIT SETS	WIREGUARD	Quick Ship
	Emergency Power Backup Kit 	Connecting bracket/Plate Kit 	Wireguard for FSLE-2D 	
		Chain Mount Kit 	Wireguard for FSLE-4D (needs 1 pcs) or FSLE-8D (needs 2 pcs) 	
		Suspend Mount Cable Set 		
	FSLE-2D25M FSLE-4D30L FSLE-4D40M FSLE-4D45H FSLE-8D54L FSLE-8D65M FSLE-8D90H FSLE-2D25M-MC FSLE-4D30L-MC FSLE-4D40M-MC FSLE-4D45H-MC FSLE-8D54L-MC FSLE-8D65M-MC FSLE-8D90H-MC			

## Ordering Information

FAMILY	MODEL	OPTIONAL	FUNCTION	OPTIONAL	ADDONS
FSLE	2D25M	2 ft/25W, 20W, 15W/3300 lm, 2700 lm, 2100 lm			
	4D30L	4 ft/30W, 25W, 18W/4000 lm, 3400 lm, 2500 lm			
	4D40M	4 ft/40W, 30W, 25W/5300 lm, 4100 lm, 3500 lm			
	4D45H	4 ft/45W, 38W, 34W/5900 lm, 5100 lm, 4700 lm			
	8D54L	8 ft/54W, 46W, 38W/7100 lm, 6200 lm, 5200 lm			
	8D65M	8 ft/65W, 60W, 55W/8600 lm, 8100 lm, 7600 lm			
	8D90H	8 ft/90W, 75W, 65W/11900 lm, 10100 lm, 9000 lm			
		MC	Integral PIR Bi-level occupancy and daylight control		
		WBP	Integral Bluetooth control with PIR motion & daylight sensor		
		MS	End-mount PIR Bi-level occupancy and daylight control		
		EM500	Emergency Backup 500 lm (FSLE-2D models only)		
		EM1000	Emergency Backup 1000 lm (FSLE-4D models only)		
		EM1800	Emergency Backup 1800 lm (FSLE-4D models & FSLE-8D only)		
		EM2500	Emergency Backup 2500 lm (FSLE-4D models & FSLE-8D only)		
		WG	Wire guard (wireguard for FSLE-8D is a combination of [2] 4ft wireguards)		
		AC	Aircraft cable kit		
		CB	Connecting bracket/Plate Kit		
		CN	Chain mount kit		

Build your FSLE.

FSLE	4D45H	EM1800	AC
------	-------	--------	----





# RKSL Series

*A time-saving, cost-effective alternative to full strip light fixture replacement.*

All models of RKSL series are both power and color temperature field-adjustable to offer flexibility on site.

**Retrofit  
in  
Minutes!**

## SPECIFICATIONS

WATTAGE	18 – 90 W SELECTABLE
LUMENS	2400 LM – 11900 LM
CCT	3500K/4000K/5000K FIELD-ADJ.
CRI	>82
DIMMABLE	0-10V DIMMABLE
VOLTAGE	100-277V, 50-60 HZ
WARRANTY	5-YEAR LIMITED WARRANTY

## OPTIONS

### EMERGENCY BACKUP

Emergency Power  
Backup Kit



Visit **RKSL** on  
**PacLights.com**  
for more  
information.



## Ordering Information

FAMILY	MODEL	—	OPTIONAL	FUNCTION
RKSL	<b>4D30</b>	4 ft/30W, 25W, 18W/4000 lm, 3300 lm, 2400 lm	<b>SE</b>	Bi-level Occupancy Control
	<b>4D45</b>	4 ft/45W, 38W, 34W/5900 lm, 5000 lm, 4500 lm	<b>EM</b>	Emergency Battery Backup
	<b>8D54</b>	8 ft/54W, 46W, 38W/7100 lm, 6100 lm, 5000 lm		
	<b>8D90</b>	8 ft/90W, 75W, 65W/11900 lm, 10000 lm, 9000 lm		

Build your RKSL.

RKSL

4D30

—

EM



# FSLN Series

*Designed to be used in various indoor applications and compatible with networked lighting control (NLC) system.*

All models of FSLN strip light can be field-adjusted by the commissioning app to 3000/3500/4000/5000K CCT, and be trimmed by percentage to a precise lumen output.

Network  
Control  
Enabled!

## SPECIFICATIONS

WATTAGE	25W (2 ft)/ 45W (4 ft)/90W (8 ft) SELECTABLE
LUMENS	3300 LM – 11900 LM
CCT	3000K/3500K/4000K/5000K FIELD-ADJ.
CRI	>80
DIMMABLE	CONTINUOUS DIMMING WITH SMART DEVICE APP OR BLUETOOTH NETWORKED REMOTE/ WALL SWITCH, CAN BE DIM TO OFF.
VOLTAGE	120-277V, 50-60 HZ
WARRANTY	5-YEAR LIMITED WARRANTY



### Quick Ship

FSLN-2D25  
FSLN-4D45  
FSLN-8D90

Visit [FSLN on PacLights.com](http://FSLN on PacLights.com) for more information.



### OPTIONS

#### SENSOR

Keilton IFS 108E ECO  
PIR DLH Sensor



## Ordering Information

FAMILY	MODEL	OPTIONAL	FUNCTION	OPTIONAL	ADDONS
FSLN	2D25	2 ft/25W	3300 lm	EM	Emergency battery backup
	4D45	4 ft/45W	5900 lm	WBP	PIR and daylight sensor
	8D90	8 ft/90W	11900 lm	VH	V-hook & chain
				CM	Suspended cable

Build your FLSN.

FSLN

2D25

WBP

VH



LED Vapor Tight Light

# FVTA Series

*Designed to replace less-efficient fluorescent vapor tight strip lights or high bays.*

A vapor tight housing protects the light source from water and dirt, while new generation LEDs and drivers provide higher efficacy and greater energy savings.

Translucent  
White  
Lens!



## SPECIFICATIONS

WATTAGE	36 – 200 W
LUMENS	4680 LM – 13000 LM
CCT	3000K, 4000K, 5000K, 5700K
CRI	>80
DIMMABLE	0-10V DIMMABLE
VOLTAGE	100-277V, 50-60 HZ
WARRANTY	5-YEAR LIMITED WARRANTY



Visit FVTA on  
PacLights.com  
for more  
information.

## OPTIONS

### EMERGENCY BACKUP

Emergency Power  
Backup Kit



### SENSOR CONTROLS

Microwave  
Occupancy Bi-level  
Sensor Control



## Ordering Information

FAMILY	LENGTH	INPUT VOLTAGE	MODEL	-	LIGHT COLOR TEMP	-	LENS	-	OPTIONAL			
FVTA	4D	4 ft	UV	100 – 277V	36	36W	30	3000K	FL	Frosted White (36/46/65W)	EM	Emergency Backup
	8D	8 ft (65W/ 100W only)	HV	480V	46	46W	40	4000K		MM	Occupancy Control	
					65	65W	50	5000K				
					100	100W	57	5700K				
					150	150W			CL	Semi-Transparent (100/150/ 200W)		
	200	200W										

Build your FVTA.

FVTA	4D	HV	100	-	57	-	CL	-	MM
------	----	----	-----	---	----	---	----	---	----



LED Wraparound Light

# FSWA Series

*The diffused lens delivers glare-free visual performance and a refined look.*

3500K/4000K/5000K tunable, and 30w/35w/40w output/lumen  
field-adjustable, all on one 4' fixture.

Wattage &  
CCT Dual  
Selectable!



## SPECIFICATIONS

WATTAGE	30/35/40 W SELECTABLE
LUMENS	4000 LM - 5300 LM
CCT	3500K/4000K/5000K FIELD-ADJ.
CRI	>80
DIMMABLE	0-10V CONTINUOUS DIMMING, CAN BE DIM TO 10%.
VOLTAGE	120-277V, 50-60 HZ
WARRANTY	5-YEAR LIMITED WARRANTY

Quick Ship

FSWA-4D



Visit FSWA on  
PacLights.com  
for more  
information.

## EMERGENCY BACKUP

Emergency Power  
Backup Kit



## CONTROLS

Bi-level Occupancy  
Control



Daylight Harvesting  
Control



PIR Occupancy  
Control



OPTIONS

## Ordering Information

FAMILY	MODEL	OPTIONAL	FUNCTION	OPTIONAL	ADDONS
FSWA	4D	4 ft/40W, 35W, 30W/5300 lm, 4700 lm, 4100 lm			
		EM	Emergency battery backup	VH	V-hook for chains
		MCW	Bi-level dimming occupancy control		
		PIR	Occupancy control		

Build your FSWA.

FSWA

4D

PIR

VH






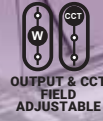
LED Wraparound Light

# FSLA Series | Generation 2

*Highly efficacious, the FSLA maximizes savings yet does so without compromising light levels.*

All 2nd generation of FSLA models are 3500K/4000K/5000K CTT and Lumen/Wattage Tunable.

Wattage &  
CCT Dual  
Selectable!



## SPECIFICATIONS

WATTAGE	22 – 65 W SELECTABLE
LUMENS	3200 LM – 8600 LM
CCT	3500K/4000K/5000K FIELD-ADJ.
CRI	>80
DIMMABLE	0-10V CONTINUOUS DIMMING, CAN BE DIM TO 10%.
VOLTAGE	120-277V, 50-60 HZ
WARRANTY	5-YEAR LIMITED WARRANTY

## Quick Ship

FSLA/2-4D  
FSLA/2-8D

Visit [FSLA/2 on PacLights.com](https://www.PacLights.com)  
for more information.



OPTIONS

## EMERGENCY BACKUP

Emergency Power  
Backup Kit



## SENSOR CONTROLS

Microwave  
Occupancy Bi-level  
Sensor Control



## Ordering Information

FAMILY	MODEL	OPTIONAL	FUNCTION	OPTIONAL	ADDONS
FSLA/2	4D			MC	Bi-level occupancy control
	8D			EM	Emergency battery backup
				VH	V-hook for chain

Build your FSWA.

FSLA/2

8D

MC

VH



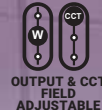
## LED Recessed Downlights

## FDLA Series

Wattage &amp; CCT Dual Selectable!

Available in 4", 6", 8" and 10" diameters.

Change both lumen output and color temperature with the flick of a switch, giving you the flexibility to customize various areas with one fixture.



## SPECIFICATIONS

WATTAGE	6 – 33 W SELECTABLE
LUMENS	580 LM – 3100 LM
CCT	3000K/3500K/4000K FIELD-ADJ.
CRI	90+ and CRI 82+ models available
DIMMABLE	0-10V. Requires separate 0-10V DC dimming circuit. Dims as low as 10%.
VOLTAGE	120-277V, 50-60 HZ

## Quick Ship

FDLA04D12-8  
FDLA04D12-9  
FDLA06D16-8  
FDLA06D16-9  
FDLA08D22-8  
FDLA08D22-9  
FDLA10D33-8  
FDLA10D33-9

## EXTENDER KIT

AC-DLA-GR4  
Painted goof ring extender kit  
- 6" goof ring for 4" downlight



AC-DLA-GR6  
Painted goof ring extender kit  
- 8" goof ring for 6" downlight



AC-DLA-GR8  
Painted goof ring extender kit  
- 10" goof ring for 8" downlight



AC-DLA-GR10  
Painted goof ring extender kit  
- 12" goof ring for 10" downlight



OPTIONS

## EMERGENCY BACKUP

EMH-8  
Emergency Backup; up to 800 lm; 90 mins



EMH-15  
Emergency Backup; up to 1,500 lm; 90 mins



## CONSTRUCTION PLATES

AC-DLA-DP  
New construction plate for stud/joist mounting, for 4", 6" and 8" models.



AC-DLA-TP  
New construction / remodel plate for T-Grid ceilings, for all models



Visit FDLA on PacLights.com for more information.



## Ordering Information

FAMILY	MODEL		COLOR	ACCURACY		HOUSING	COLOR
FDLA	04D12	4 ft/6W, 8W, 12W/580 lm, 770 lm, 1100 lm	8	82+ CRI		W	White
	06D16	6 ft/8W, 12W, 16W/770 lm, 1200 lm, 1500 lm	9	90+ CRI		B	Black
	08D22	8 ft/12W, 16W, 22W/1200 lm, 1600 lm, 2100 lm					
	10D33	10 ft/22W, 28W, 33W/2100 lm, 2700 lm, 3100 lm					

Build your FDLA.

FDLA	08D22	–	8	–	B
------	-------	---	---	---	---



# FCPG Series | Generation 2

*Optional microwave motion sensor offers even more energy saving.*

High efficient LED parking garage lights for all indoor or outdoor ceiling mount applications.



## SPECIFICATIONS

WATTAGE	25 – 100 W
LUMENS	3251 LM – 13686 LM
CCT	3000K, 4000K, 5000K
CRI	>80
BEAM ANGLE	120°
DIMMABLE	0-10V
VOLTAGE	120-277V, 50-60 HZ
WARRANTY	5-YEAR LIMITED WARRANTY

## Quick Ship

FCPG/2-055-50  
FCPG/2-055-40  
FCPG/2-075-50  
FCPG/2-075-40  
FCPG/2-100-50  
FCPG/2-100-40



Visit FCPG/2 on  
PacLights.com  
for more  
information.

## Ordering Information

FAMILY	MODEL	COLOR TEMP	OPTIONS
FCPG/2	025 25W/3300 lm	30 3000K	SP Secondary Surge Protector
	040 40W/5100 lm	40 4000K	MC Motion Control
	055 55W/7000 lm	50 5000K	EM Emergency Backup
	075 75W/10300 lm		SB Trunnion Mount
	100 100W/13700 lm		

Build your FCPG/2.

FCPG/2

040

50

MC



# FPTA Series | Generation 2

*Maintenance-free operation combined with significant reduction in energy consumption.*

Distributes light in a wide and uniform 360° pattern that is perfect for large outdoor areas such as parking lots, corporate parks, and retail settings.

Angle  
Adjustable!



## SPECIFICATIONS

WATTAGE	55W, 75W, 150W
LUMENS	6600 LM – 20300 LM
CCT	3000K, 4000K, 5000K
CRI	>80
DIMMABLE	0-10V
VOLTAGE	120-277V, 50-60 HZ
WARRANTY	5-YEAR LIMITED WARRANTY

## Quick Ship

FPTA/2-055-50  
FPTA/2-055-40  
FPTA/2-075-50  
FPTA/2-075-40  
FPTA/2-150-50  
FPTA/2-150-40

## OPTIONS

## PHOTO CONTROLS

Twist Lock Photo Control



Visit [FPTA/2 on PacLights.com](https://PacLights.com) for more information.

## Ordering Information

FAMILY	MODEL	COLOR TEMP	OPTIONS
FPTA/2	055 55W/6900 lm	30 3000K	MC Bi-level motion control
	075 75W/10000 lm	40 4000K	SP Secondary surge protector 10kA
	150 150W/20300 lm	50 5000K	TLP Twist-lock photocontrol (on/off)
			DLH Twist-lock photo & daylight harvesting dimming control
			DLM Twist-lock photo, daylight harvesting, and midnight dimming control

Build your FPTA/2.

FPTA/2 — 055 — 50 — TLP





# FALC Series | Generation 2

*Uniform illumination, high efficacy, long lifespan, and easy installation.*

The one-piece die-cast aluminum housing with UV resistant powder coat finish offers outstanding corrosion protection.

Wattage  
Selectable!



## SPECIFICATIONS

WATTAGE	80 – 310 W SELECTABLE
CCT	4000K, 5000K
CRI	>70
DIMMABLE	0-10V
VOLTAGE	120-277V AC (-UV MODELS) OR 480V AC (-HV MODELS), 50-60 HZ
WARRANTY	5-YEAR LIMITED WARRANTY

## Quick Ship

FALC/2-150-UV-50-T3  
FALC/2-150-UV-40-T3  
FALC/2-240-UV-50-T3  
FALC/2-240-UV-40-T3  
FALC/2-310-UV-50-T3  
FALC/2-310-UV-40-T3

Visit FALC/2 on  
PacLights.com  
for more  
information.



OUTPUT FIELD  
ADJUSTABLE



SECONDARY  
SURGE PROTECTOR



CONTROLS  
COMPATIBLE



MOTION CONTROL  
OPTION

## PHOTO CONTROL

SE-TLP277  
Twist Lock Photo  
Control 120-277V



SE-TLP480  
Twist Lock Photo  
Control 480V



## MOUNTS

Adjustable  
Arm Mount



Slipfitter  
Mount



Arm  
Mount



Trunnion  
Mount



## Ordering Information

FAMILY	MODEL	INPUT VOLTAGE	CCT	OPTICS	FINISH	MOUNT	OPTIONS
FALC/2	<b>150</b> 80W, 100W, 120W, 150W/ 12200 lm, 15300 lm, 18200 lm, 22700 lm	LV	30	T3	DB	SF	PS Photocell control
		120 – 277V	3000K	IES Type III	Dark Bronze	Slipfitter	
	<b>240</b> 170W, 200W, 220W, 240W/ 25800 lm, 30400 lm, 33400 lm, 36200 lm	HV	40	T4	WH	TM	DL Photocell + daylight harvesting dimming control
		277 – 480V	4000K	IES Type IV	White	Trunnion	
			50	T5	XX	AM	DM Photocell + daylight harvesting + mid-night dimming control
	<b>310</b> 240W, 260W, 280W, 310W/ 36500 lm, 39500 lm, 42600 lm, 46800 lm		5000K	IES Type V	Special Order	AD Adj. Arm	MC Bi-level motion control
							HG Half glare shield
							FG Full glare shield

Build your FALC/2.

FALC/2 - 310 - HV - 40 - T5 - DB - AD - PS



# FFHL Series

*Powerful high lumen flood lights.*

Can replace up to 3000W MH and deliver security-level illumination.

**High  
Lumen  
Output!**



Visit FFHL on  
PacLights.com  
for more  
information.

## SPECIFICATIONS

WATTAGE	500W, 750W, 1000W
LUMENS	67000 LM - 141000 LM
CCT	3000K, 4000K, 5000K, 5700K
CRI	>70
DIMMABLE	0-10V
VOLTAGE	100-277V (UV MODELS), 50-60 HZ; OR 277-480V (HV MODELS), 50-60 HZ
WARRANTY	5-YEAR LIMITED WARRANTY

### MOUNTS

Arm Mount

Slipfitter  
Mount

### SENSOR CONTROL

Photocell Sensor  
Control



OPTIONS

## Ordering Information

FAMILY	MODEL	INPUT VOLTAGE	COLOR TEMP	LIGHT	DISTR	OPTIONS
FFHL	500	500W/69600 lm	UV 100 - 277V	30	3000K	D40 40° SF Slipfitter mount
	750	750W/105500 lm	HV 277 - 480V	40	4000K	D60 60° AM Arm mount
	1000	1000W/141000 lm		50	5000K	JB IP65 junction box
				57	5700K	D90 90° SP Secondary surge protector
						PC Photocell control

Build your FFHL.

FFHL

750

HV

40

D60

JB



# FFLE Series

*Includes a flood mount and offers the option of either a trunnion or slipfitter mount.*

A high-reflectance white reflector maximizes output with the wide 7H x 7V distribution, making them ideal for a large variety of general-purpose applications.

## SPECIFICATIONS

WATTAGE	100W, 150W, 200W, 240W
LUMENS	13500 LM – 36000 LM
CCT	3000K, 4000K, 5000K, 5700K
CRI	>70
DIMMABLE	0-10V
VOLTAGE	100-277V, 50-60 HZ
WARRANTY	5-YEAR LIMITED WARRANTY

## Quick Ship

FFLE-100-50  
FFLE-150-50  
FFLE-150-40  
FFLE-200-50  
FFLE-240-50  
FFLE-240-40

Visit FFLE on  
PacLights.com  
for more  
information.



## OPTIONS

### MOUNTS

Slipfitter Mount



Trunnion Mount



## Ordering Information

FAMILY	MODEL	INPUT VOLTAGE	COLOR TEMP	OPTIONS
FFLE	100 100W/14500 lm	UV 120 – 277K	30 3000K	SF Splitfitter mount
	150 150W/22500 lm		40 4000K	TM Trunnion mount
	200 200W/30000 lm		50 5000K	PC Photocell control
	240 240W/36000 lm		57 5700K	

Build your FFLE.

FFLE	—	150	—	UV	—	50	—	TM
------	---	-----	---	----	---	----	---	----



# FFLA Series | Generation 2

*Now offers color and lumen selectable models with built-in optional photo control.*

Comes with knuckle mount for 15w/30w/50w models, and flood mount for 70w/90w models.

## SPECIFICATIONS

WATTAGE	15W/30W/50W/70W/90W SELECTABLE
LUMENS	2000 LM – 12000 LM
CCT	3000K/4000K/5000K FIELD-ADJ.
CRI	>70 (15W/30W/50W MODELS); >80 (70W/90W MODELS)
DIMMABLE	0-10V
VOLTAGE	120-277V, 50-60 HZ
BEAM ANGLE	100°, 7H6V DISTRIBUTION
WARRANTY	5-YEAR LIMITED WARRANTY



Multiple  
Mounting  
Options!



## MOUNTS

AC-FLA-YMS  
Yoke Mount for  
15W/30W/50W models



Arm mount for 70W/90W  
models



AC-FLA-YML  
Yoke Mount for 70W/90W  
models



Slipfitter mount for  
70W/90W models



## Quick Ship

FFLA/2-15-3CCT-KM  
FFLA/2-30-3CCT-KM  
FFLA/2-50-50-KM  
FFLA/2-50-3CCT-KM  
FFLA/2-70-3CCT-FM  
FFLA/2-90-3CCT-FM

Visit *FFLA/2* on  
*PacLights.com*  
for more  
information.



## Ordering Information

FAMILY	MODEL	COLOR TEMP	MOUNTS
FFLA/2	15 15W/2300 lm	30 3000K (warm white)	KM Knuckle mount
	30 30W/4200 lm	40 4000K (neutral)	FM Flood mount
	50 50W/7200 lm	50 5000K (daylight)	YM Yoke mount
	70 70W/10300 lm	3CCT 3000/4000/5000K & lumen selectable, photocontrol included	SF Slipfitter mount
	90 90W/12100 lm		AM Arm mount

Build your FFLA/2.

FFLA/2

90

50

KM





LED Wall Mount

# FWPT Series | Generation 2

*A combination of classic design and high efficacy.*

All models come standard with a built-in photo control, which offers more energy saving.



Glass Refractor!

## SPECIFICATIONS

WATTAGE	29 – 150W SELECTABLE
LUMENS	4200 LM – 22000 LM
CCT	3000K/4000K/5000K FIELD-ADJ.
CRI	>80
DIMMABLE	1-10V
VOLTAGE	120-277V, 50-60 HZ
BEAM ANGLE	100°; B2-U0-G1
WARRANTY	5-YEAR LIMITED WARRANTY

OPTIONS	SHIELDS	MOUNTS
	Glare shield 	Wireguard 

## Quick Ship

FWPT/2-029-3CCT  
FWPT/2-040-3CCT  
FWPT/2-060-3CCT  
FWPT/2-080-3CCT  
FWPT/2-100-3CCT  
FWPT/2-120-3CCT  
FWPT/2-100L-3CCT  
FWPT/2-120L-3CCT  
FWPT/2-150L-3CCT



Visit FWPT/2 on  
PacLights.com  
for more  
information.

## Ordering Information

FAMILY	MODEL	COLOR TEMP	MOUNTS
FWPT/2	<b>029</b> 29W/4300 lm	<b>30</b> 3000K (warm white)	<b>SP</b> Secondary surge protector
	<b>040</b> 40W/5800 lm	<b>40</b> 4000K (neutral)	<b>MC</b> Motion control (PIR)
	<b>060</b> 60W/8800 lm	<b>50</b> 5000K (daylight)	<b>MW</b> Motion control (microwave)
	<b>080</b> 80W/12000 lm	<b>3CCT</b> 3000/4000/5000K Selectable	<b>EM</b> Emergency battery backup
	<b>100</b> 100W/14500 lm		<b>GS</b> Glare shield
	<b>120</b> 120W/17800 lm		<b>WG</b> Wireguard
	<b>100L</b> 100W, ext. size/14500 lm		
	<b>120L</b> 120W, ext. size/17800 lm		
	<b>150L</b> 150W, ext. size/22200 lm		

Build your FWPT/2.

FWPT/2	100L	3CCT	GS
--------	------	------	----



LED Wall Mount

# FWPC Series

3000K/4000K/5000K field-selectable.

full cutoff fixture that brings you 100,000 hours of dependable, low cost energy efficient lighting.

Full  
Cut-off  
Wall Light!



## SPECIFICATIONS

WATTAGE	40 – 150 W
LUMENS	4800 LM – 21000 LM
CCT	3000K/4000K/5000K FIELD-ADJ.
CRI	>80
DIMMABLE	0-10V
VOLTAGE	120-277V, 50-60 HZ
WARRANTY	5-YEAR LIMITED WARRANTY

## Quick Ship

FWPC-040-3CCT  
FWPC-060-3CCT  
FWPC-080-3CCT  
FWPC-100-3CCT  
FWPC-120-3CCT  
FWPC-150-3CCT



Visit FWPC on  
[PacLights.com](http://PacLights.com)  
for more  
information.

## MOUNTS

Stem and Swivel Photo  
Control



OPTIONS

## Ordering Information

FAMILY	MODEL	COLOR TEMP	OPTIONS
FWPC	040 40W/5000 lm	30 3000K (warm white)	SP Secondary surge protector
	060 60W/7600 lm	40 4000K (neutral)	PC Photocell control
	080 80W/10100 lm	50 5000K (daylight)	MC Motion control (PIR)
	100 100W/13000 lm	3CCT 3000/4000/5000K Selectable	MW Motion control (microwave)
	120 120W/15200 lm		EM Emergency battery backup
	150 150W/18900 lm		

Build your FWPC.

FWPC	—	060	—	50	—	MC
------	---	-----	---	----	---	----



# FWPR Series | Generation 2

*Rotatable light module(s) for various beam angle needs.*

Improved design to offer easier integration with photocell controls and occupancy controls.

Rotatable  
Light  
Module(s)!

## SPECIFICATIONS

WATTAGE	25 - 120 W
LUMENS	3200 LM - 16500 LM
CCT	3000K/4000K/5000K
CRI	>70
DIMMABLE	0-10V
VOLTAGE	120-277V, 50-60 HZ
BEAM ANGLE	60°
WARRANTY	5-YEAR LIMITED WARRANTY



## CONTROL

Stem and Swivel  
Photocell Control



Motion Sensor  
Control



## Quick Ship

FWPR/2-025-50  
FWPR/2-040-50  
FWPR/2-040-40  
FWPR/2-060-50  
FWPR/2-080-50  
FWPR/2-080-40  
FWPR/2-120-50



Visit FWPR on  
[PacLights.com](http://PacLights.com)  
for more  
information.

## Ordering Information

FAMILY	MODEL	COLOR TEMP	OPTIONS
FWPR/2	025 25W/3300 lm	30 3000K	SP Secondary surge protector
	040 40W/5800 lm	40 4000K	MC Motion control
	060 60W/8200 lm	50 5000K	PC Photocell control
	080 80W/11100 lm		
	120 120W/16500 lm		

Build your FWPR/2.

FWPR/2

060

50

MC



LED Canopy Lights

# FCPA Series | Generation 2

*One of the lowest profile gas canopy luminaire on the market.*

With its high performance LED optics, the FCPA fixture family delivers outstanding performance in new or retrofit applications.

Low Profile Slim Design!




Visit FCPA/2 on [PacLights.com](http://PacLights.com) for more information.

Quick Ship

FCPA/2-150-50  
FCPA/2-180-50  
FCPA/2-240-50

## SPECIFICATIONS

WATTAGE	150W, 180W, 240W
LUMENS	21000 LM – 35000 LM
CCT	4000K, 5000K, 57000K
CRI	>80
DIMMABLE	0-10V
VOLTAGE	120-277V, 50-60 HZ
BEAM ANGLE	110°
WARRANTY	5-YEAR LIMITED WARRANTY



## Ordering Information

FAMILY	MODEL	COLOR TEMP
FCPA/2	150 150W/21100 lm	40 4000K
	180 180W/25400 lm	50 5000K
	240 240W/35100 lm	57 5700K

Build your FCPA/2.

FCPA/2 — 180 — 50

LED Canopy Lights

# FCPC Series

*Helps to increase location visibility and incoming traffic resulting in better lighting experiences and lower operating costs.*

Outperforms existing LED and metal halide (MH) options making it the ideal lighting solution for safer and more appealing service stations, convenience stores and drive-thru restaurants or banking locations.

Low Profile Housing!



## Ordering Information

FAMILY	MODEL	COLOR TEMP	OPTIONS
FCPC	095 95W/12700 lm	30 3000K	SP Secondary surge protector
	120 120W/15800 lm	40 4000K	RF Retrofit plate for 2'x2' housing
	150 150W/19400 lm	50 5000K	
		57 5700K	

Build your FCPC.

FCPC — 150 — 57 — RF

## SPECIFICATIONS

WATTAGE	95W, 120W, 150W
LUMENS	12000 LM – 19000 LM
CCT	3000K/4000K/5000K/5700K
CRI	>80
DIMMABLE	0-10V
VOLTAGE	120-277V, 50-60 HZ
BEAM ANGLE	120°
WARRANTY	5-YEAR LIMITED WARRANTY

## Quick Ship

FCPC-095-50  
FCPC-120-50  
FCPC-150-50

OPTIONS

## CONTROL

Stem and Swivel Photocell Control



Motion Sensor Control



Visit FCPC on [PacLights.com](http://PacLights.com) for more information.





# FHZR Series

*Rugged construction ensures its long-life and safe operation.*

Runs much cooler than equivalent incandescent and metal halide fixtures, can be used in hazardous area that has a lower ignition temperature threshold.

Class 1  
Division 2

## SPECIFICATIONS

WATTAGE	60W, 100W, 150W
LUMENS	7200 LM – 23250 LM
CCT	3000K, 4000K, 5000K, 5700K, 6500K
VOLTAGE	120-277V, 277-480V
WARRANTY	5-YEAR LIMITED WARRANTY



Visit FHZR on  
PacLights.com  
for more  
information.

## Ordering Information

FAMILY	MODEL	-	COLOR TEMP	-	INPUT VOLTAGE	-	LENS TYPE	-	HOUSING COLOR	-	OPTIONAL	ADDON
FHZR	<b>060</b>	<b>30</b>	3000K	<b>UV</b>	100 – 277V	<b>CF</b>	Clear flat	<b>GR</b>	Gray	<b>WG</b>	Wireguard	
	60W/ 8400 lm, 8100 lm, 7800 lm, 7200 lm	<b>40</b>	4000K	<b>HV</b>	277 – 480V	<b>SG</b>	Frost globe	<b>XX</b>	Other			
		<b>50</b>	5000K									
	<b>100</b>	<b>57</b>	5700K									
	100W/ 15000 lm, 14500 lm, 14500 lm, 13500 lm	<b>65</b>	6500K									
	<b>150</b>											
	150W/ 23300 lm, 22500 lm, 21800 lm, 21000 lm											

Build your FHZR.

FHZR	060	-	57	-	HV	-	SG	-	XX	-	WG
------	-----	---	----	---	----	---	----	---	----	---	----

# FHZL Series

*Rugged construction ensures its long-life and safe operation.*

Runs much cooler than equivalent incandescent and metal halide fixtures, can be used in hazardous area that has a lower ignition temperature threshold.

Class 1  
Division 2

## SPECIFICATIONS

WATTAGE	40W, 80W, 120W
LUMENS	5400 LM - 16800 LM
CCT	3000K, 4000K, 5000K, 5700K, 6500K
VOLTAGE	120-277V, 277-480V
WARRANTY	5-YEAR LIMITED WARRANTY



Visit FHZL on  
[PacLights.com](http://PacLights.com)  
for more  
information.

## Ordering Information

FAMILY	MODEL	- COLOR TEMP	- INPUT VOLTAGE	- LENS TYPE	- HOUSING COLOR	- OPTIONAL	ADDON
FHZL	<b>040</b> 40W/ 5600 lm, 5400 lm, 5600 lm	<b>30</b> 3000K	<b>UV</b> 100 - 277V	<b>110</b> 110°	<b>GR</b> Gray	<b>WG</b>	Wire guard
		<b>40</b> 4000K	<b>HV</b> 277 - 480V	<b>20</b> 20°	<b>XX</b> Other	<b>CN</b>	Mounting chains
	<b>080</b> 80W/ 11200 lm, 10800 lm, 11200 lm	<b>50</b> 5000K		<b>30</b> 30°		<b>PM</b>	Pole mount
		<b>57</b> 5700K		<b>60</b> 60°		<b>SM</b>	Surface mount
	<b>120</b> 120W/ 16800 lm, 14400 lm, 16800 lm	<b>65</b> 6500K		<b>80</b> 80°		<b>TM</b>	Trunnion mount

Build your FHZL.

FHZL	120	-	50	-	HV	-	110	-	GR	-	SM
------	-----	---	----	---	----	---	-----	---	----	---	----

# FSTA Series | Generation 2

*Has a 100,000 hour design life, significantly reducing maintenance needs and expense compared to traditional HID fixture.*

Optimized for customers requiring a LED solution for local, collector and major roadways.

**Wattage  
Selectable!**

## SPECIFICATIONS

WATTAGE	40 - 240W SELECTABLE
LUMENS	5000 LM - 33000 LM
CCT	3000K, 4000K, 5000K
CRI	>70
DIMMABLE	0-10V
VOLTAGE	120-277V AC, 50-60 HZ
WARRANTY	5-YEAR LIMITED WARRANTY



## Quick Ship

FSTA/2-L-40  
FSTA/2-M-40

Visit [FSTA/2 on PacLights.com](http://FSTA/2 on PacLights.com) for more information.



## OPTIONS

### CONTROLS

Twist-Lock Photocell  
Sensor Control



## Ordering Information

FAMILY	MODEL	CCT	OPTICS	OPTIONS	
FSTA/2	L	60W/50W/40W 8600 lm, 7200 lm, 5800 lm	30 3000K	T2 IES Type II (roadway)	HV 480V input upgrade
	M	90W/75W/60W 13000 lm, 10800 lm, 8600 lm	40 4000K		GS Glare shield
			50 5000K		PS Photocell control
	H	120W/100W/80W 17200 lm, 14300 lm, 11400 lm	DL Photocell + daylight harvesting		
	X	240W/200W/150W 33400 lm, 27800 lm, 20900 lm	DM Photocell + daylight harvesting + midnight dimming control		
			MS motion control		

Build your FSTA/2.

FSTA/2

L

50

T2

HV




# FHMA Series

*Offers the flexibility of multiple lumen packages, control options, both roadway and area optical distributions.*

Available with a wide variety of controls options as well as secondary surge protection feature to enhance power quality protection of operation.

High  
Output!



## SPECIFICATIONS

WATTAGE	200 – 750W
LUMENS	28000 LM – 106000 LM
CCT	2700 – 5700K
CRI	>70
DIMMABLE	0-10V
VOLTAGE	100-277V (UV MODELS), 50-60 HZ; OR 277-480V (HV MODELS), 50-60 HZ
BEAM ANGLE	Type V; 155°
WARRANTY	5-YEAR LIMITED WARRANTY

## OPTIONS

### SHIELDS

Glare shield



### CONTROL

Twist-Lock Photocell  
Sensor Control



Visit **FHMA** on  
**PacLights.com**  
for more  
information.

## Ordering Information

FAMILY	MODEL	INPUT VOLTAGE	COLOR TEMP	MOUNTS
FHMA	200 200W/12700 lm	UV 100-277V	2700 2700K	GS Glare shield
	300 300W/15800 lm	HV 277-480V	3000 3000K	TLP Photocell control
	450 400W/19400 lm		4000 4000K	DLH Photocell + daylight harvesting control
	500 500W/19400 lm		5000 5000K	DLM Photocell + daylight harvesting + midnight control
	600 600W/19400 lm		5700 5700K	
	750 750W/19400 lm			

Build your FHMA.

FHMA

300

UV

2700

GS





# FFHS Series | Generation 3

*Offering versatility for any outdoor sport including football, soccer, baseball, lacrosse and field hockey.*

Delivers maintenance-free, professional sports lighting with a great return on investment.



## SPECIFICATIONS

WATTAGE	400W, 500W, 600W, 750W, 1000W, 1200W
LUMENS	56000 LM – 170000 LM
CCT	2700 – 5700K
CRI	>70
DIMMABLE	0-10V
VOLTAGE	120-277V, 50-60 HZ (UV MODELS) OR 277-480V, 50-60 HZ (HV MODELS)
WARRANTY	5-YEAR LIMITED WARRANTY

## OPTIONS

### SHIELDS

Glare Shield



### MOUNTS

Slipfitter Mount



### SENSOR

Twist-Lock Photocell Sensor Control



Visit FFHS on [PacLights.com](http://PacLights.com) for more information.

## Ordering Information

FAMILY	MODEL	INPUT VOLTAGE	COLOR TEMP	NEMA BEAM	OPTIONS
FFHS/3	400	400W/56800 lm	UV 100-277V	30 3000K	T2 NEMA 3H3V – 20°
	500	500W/71000 lm	HV 277-480V	40 4000K	T3 NEMA 4H4V – 30°
	600	600W/85200 lm		50 5000K	T4 NEMA 5H5V – 40°
	750	750W/106500 lm		57 5700K	T6 NEMA 5H5V – 60°
	1000	1000W/142000 lm			T8 NEMA 6H6V – 80°
	1200	1200W/170400 lm			T12 NEMA 7H7V – 120°
					GS Glare shield
					SF Slipfitter mount
					PS Photocell control
					DL Photocell + daylight harvesting dimming control
					DM Photocell + daylight harvesting + mid-night dimming control
					ECxx Extension cord for remote drivers; xx = length in ft, ex: 90ft = EC90

Build your FFHS/3.

FFHS/3

1000

UV

30

T2

GS



# RKTN Series

*Designed to be used in various indoor applications.*

Each form factor of FTFS troffer can be field-adjusted to 9 different configurations of lumen outputs and color temperatures.

Network  
Control  
Enabled!



## SPECIFICATIONS

WATTAGE	30W (1x4)/30W (2x2)/45W (2x4) SELECTABLE
LUMENS	3750 LM – 5760 LM
CCT	3000K/3500K/4000K/5000K FIELD-ADJ.
CRI	>80
DIMMABLE	CONTINUOUS DIMMING WITH SMART DEVICE APP OR BLUETOOTH NETWORKED REMOTE/WALL SWITCH, CAN BE DIM TO OFF.
VOLTAGE	120-277V, 50-60 HZ
WARRANTY	5-YEAR LIMITED WARRANTY

## Quick Ship

RKTN-22D30  
RKTN-24D45  
RKTN-14D30

Visit RKTN on  
[PacLights.com](http://PacLights.com)  
for more  
information.



## OPTIONS

### SENSOR

Keilton IFS 108E ECO  
PIR DLH Sensor



### EMERGENCY BACKUP

Emergency Power  
Backup Kit



## Ordering Information

FAMILY	MODEL	OPTIONAL	FUNCTION
RKTN	24D45	2x4 ft/45W/5800 lm	
	22D30	2x2 ft/30W/3800 lm	EM
	14D30	1x4 ft/30W/3800 lm	WBP
			Emergency Battery Backup
			PIR and daylight sensor

Build your RKTN.

RKTN
—

22D30

—

WBP

## LED Light Bulbs

# BU Series

*Physically compact with a modern look, this bulb can fit in places where others can't, and look great doing it.*

These units deliver up to 5,285 lumens and multiple color temperatures which allows for a variety of different solutions to fit your needs.



**Compact Design!**

### SPECIFICATIONS

WATTAGE	30 – 50W
LUMENS	2890 LM – 5285 LM
CCT	3000K/4000K/5000K/6000K
CRI	>83
BEAM ANGLE	160°
VOLTAGE	100-277V, 50-60 HZ
WARRANTY	3-YEAR LIMITED WARRANTY

Visit BU on  
PacLights.com  
for more  
information.



**Quick Ship**  
ALL MODELS



### Ordering Information

FAMILY	MODEL	COLOR TEMP
BU	150 30W/3000 lm	WW 3000K
	200 40W/4500 lm	NW 4000K
	250 50W/5300 lm	DW 5000K
		CW 6000K

Build your BU.

BU	250	WW
----	-----	----

## LED Light Bulbs

# BH Series

*Available in different lamp bases.*

Can replace a 100w to 400w MH, or a 60w to 200w CFL.

**Directional Light!**



### SPECIFICATIONS

WATTAGE	27 – 115W
LUMENS	3000 LM – 13000 LM
CCT	4000, 5000, 5700K
CRI	>70
VOLTAGE	AC 100-277V
WARRANTY	5-YEAR LIMITED WARRANTY

Visit BH on  
PacLights.com  
for more  
information.



**Quick Ship**  
ALL MODELS



### Ordering Information

FAMILY	MODEL	BULB BASE	IES LIGHT DISTR	COLOR TEMP
BH	27 27W/3000 lm	E E26 (medium base)	3 TYPE 3	4000 4000K (natural white)
	36 36W/4000 lm	M E39 (mogul base)	5 TYPE 5	5000 5000K (daylight)
	54 54W/5700 lm	P EX39 (extended mogul base)		5700 5700K (cool white)
	75 75W/8600 lm			
	95 95W/10600 lm			
	115 115W/12800 lm			

Build your BH.

BH	115	M	3	–	4000
----	-----	---	---	---	------



# BW Series | Generation 2

*The most versatile LED bulb for commercial use.*

Built in surge protection ensures reliable performance in variety of applications.



Industrial Grade!

## SPECIFICATIONS

WATTAGE	15 – 125W
LUMENS	1600 LM – 16300 LM
CCT	3000K/4000K/5000K FIELD-ADJ.
CRI	>80
VOLTAGE	120-277V, 50-60 HZ. BY-PASS THE BALLAST.
WARRANTY	5-YEAR LIMITED WARRANTY

## Quick Ship

BW/2-018-3CCT-E  
BW/2-036-3CCT-M  
BW/2-045-3CCT-M  
BW/2-054-3CCT-M  
BW/2-080-3CCT-M  
BW/2-120-3CCT-M  
BW/2-045-50-M  
BW/2-054-50-M

Visit BW/2 on [PacLights.com](http://PacLights.com) for more information.



## Ordering Information

FAMILY	MODEL	COLOR TEMP	BASE	OPTIONS
BW/2	012 12W/1600 lm	30 3000K	M Mogul Base (E39)	PIR PIR control
	018 18W/2400 lm	40 4000K	E Medium Base (E26)	MW Microwave control
	027 27W/3500 lm	50 5000K	X E39	480 480V capable option
	036 36W/4800 lm	3CCT 3000/4000/5000K field-selectable		SP 10KV surge protector
	045 45W/6400 lm			
	054 54W/7400 lm			
	063 63W/8600 lm			
	080 80W/9800 lm			
	100 100W/13500 lm			
	120 100W/16300 lm			

Build your BW/2.

BW/2
 - 
 
 - 
 
 - 
 
 -

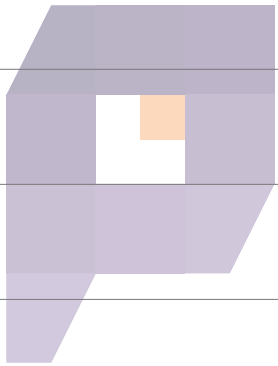




## NETWORKED CONTROLS MADE EASY

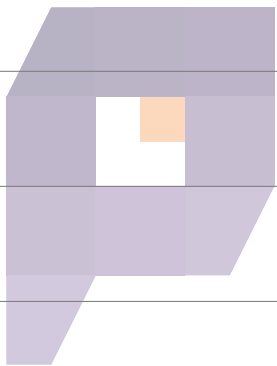
**Keilton Networked Controls** make it easy for facilities to save energy. It is a cost-effective solution that allows for easy field installation of sensors and nodes with selected PacLights controls ready fixtures. Using the Keilton app, nodes can be commissioned without the need for a gateway or internet access.





PacLights





PacLights



PacLights, LLC  
[paclights.com](http://paclights.com)

Toll Free: 800-988-6386

Fax: 800-685-5689

PacLights is continually improving its products.  
Specifications and products are subject to change without notice.

PacLights, the PacLights logo are trademark of PacLights, LLC.  
All other trademarks are the property of their respective owners.

Copyright 2023 © PacLights, LLC. All rights reserved.

Rev.2023.01

